

# Division of Mental Health and Addiction



**Becky Buhner**

**Deputy Director of Addiction & Forensic Treatment**





INDIANA'S FORENSIC TREATMENT PROGRAM



# DMHA Mental Health and Addiction Forensic Treatment Fund



HEA 1006 - Funds specifically to support services for those without insurance coverage who are involved in the criminal justice system (see eligibility checklist)



## **Recovery Works**

INDIANA'S FORENSIC TREATMENT PROGRAM



# Enrollments

## Clients Enrolled

---

SFY 2016	3,153
SFY 2017	11,723
SFY 2018	16,189
SFY 2019	12,425
<b>TOTAL</b>	<b>43,490</b>

---

# Dollars Spent - Total



## Dollars Spent

---

SFY 2016	\$963,931
SFY 2017	\$12,266,607
SFY 2018	\$26,863,701
SFY 2019	\$18,557,640
<b>TOTAL</b>	<b>\$58,926,835</b>

---

# Referrals



**Criminal Justice Providers (CJP)** refer persons charged with a felony who have a mental illness or substance addiction to a DMHA certified provider in the community.

- Top Referral Sources:

- Criminal justice system
- Probation or parole
- State or federal court

Top 3 Counties of Service:

- Marion (15%)
- Vanderburgh (8%)
- Allen (6%)



# Top 5 Services



	SFY 2019	Total
Recovery Residency	\$3,867,440	\$10,021,592
Skills Training – Individual	\$2,792,475	\$9,112,380
Skills Training – Group	\$1,435,541	\$4,057,955
Mental Health – Individual	\$1,353,543	\$4,860,575
Substance Use – Group	\$1,321,131	\$5,044,830



## By the numbers... Evaluation

- Referrals have leveled off to 1200/month
- 1/3 of clients have had a prior DOC incarceration
- Recidivism:
  - One year post-Recovery Works: 6.6%
  - Two year post-Recovery Works: 13%
  - Return to jail: 40% with more than half serving less than 7 days
- Significant increases in employment and stable housing
- Significant decreases in self-reported crime and drug use



# What's Next?



## Recovery Works Program Strategic Plan

FSSA/DMHA

Denise Lay, Project Plan Lead

Project Start Date:

4/22/2019



Description	Category	Assigned To	Progress	Start	No. Calendar Days to Go Live	Date to Team for Review	Date for Go Live	Status Comments
<b>1. Accountability, Relationships and Communication with Providers</b>								
Establish written guidelines for treatment while incarcerated	On Track	Darius Brannon	0%	5/6/2019	82	5/24/2019	7/26/2019	
Establish written guidelines for treatment in community	On Track	Darius Brannon	0%	5/6/2019	82	5/24/2019	7/26/2019	
Establish written guideline for recovery residences	On Track	Catrinka Prestly & Sarah Sipher	0%	5/6/2019	82	5/24/2019	7/26/2019	
Establish overview of quarterly provider training (ongoing communication - policy changes, issues, sharing memos, CJ providers).	On Track	Sarah Sipher	0%	5/6/2019	82	5/24/2019	7/26/2019	

# Opioid Treatment Program Team



# Indiana Family & Social Services Administration

## Division of Mental Health and Addiction (DMHA)

### Opioid Treatment Programs (OTP)



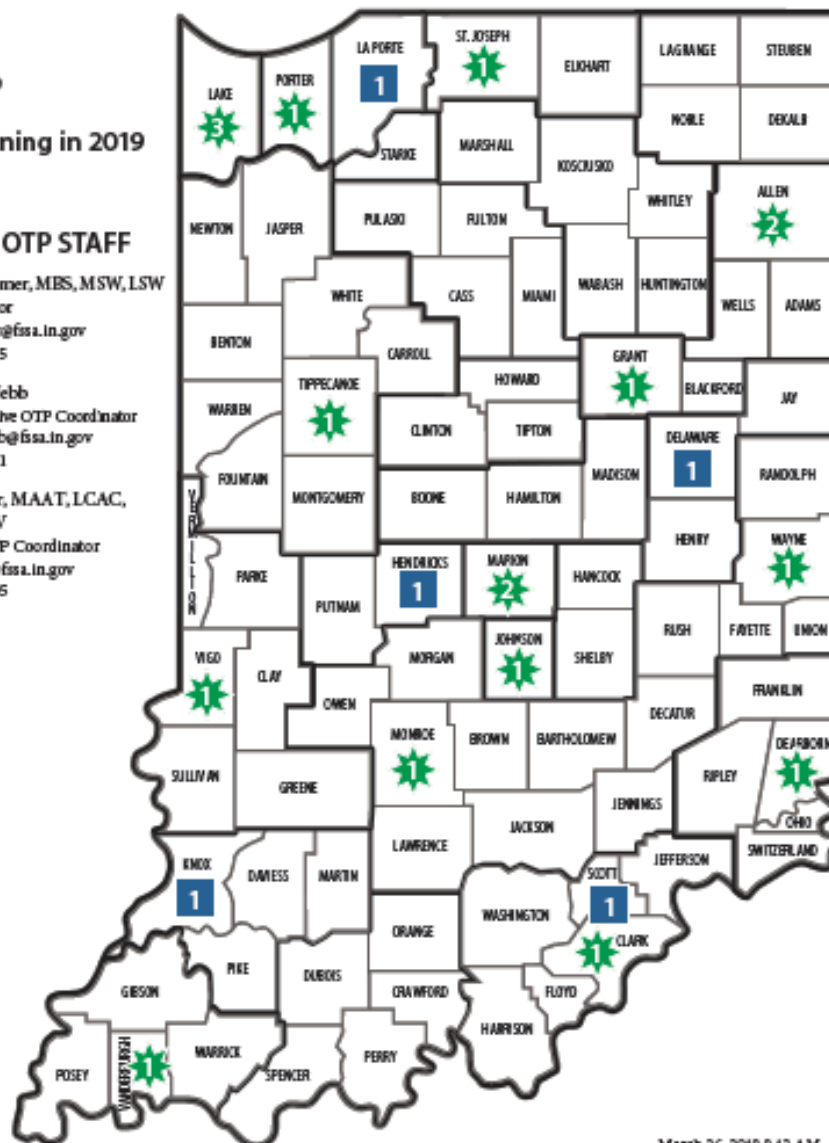
■ Opening in 2019

#### DMHA OTP STAFF

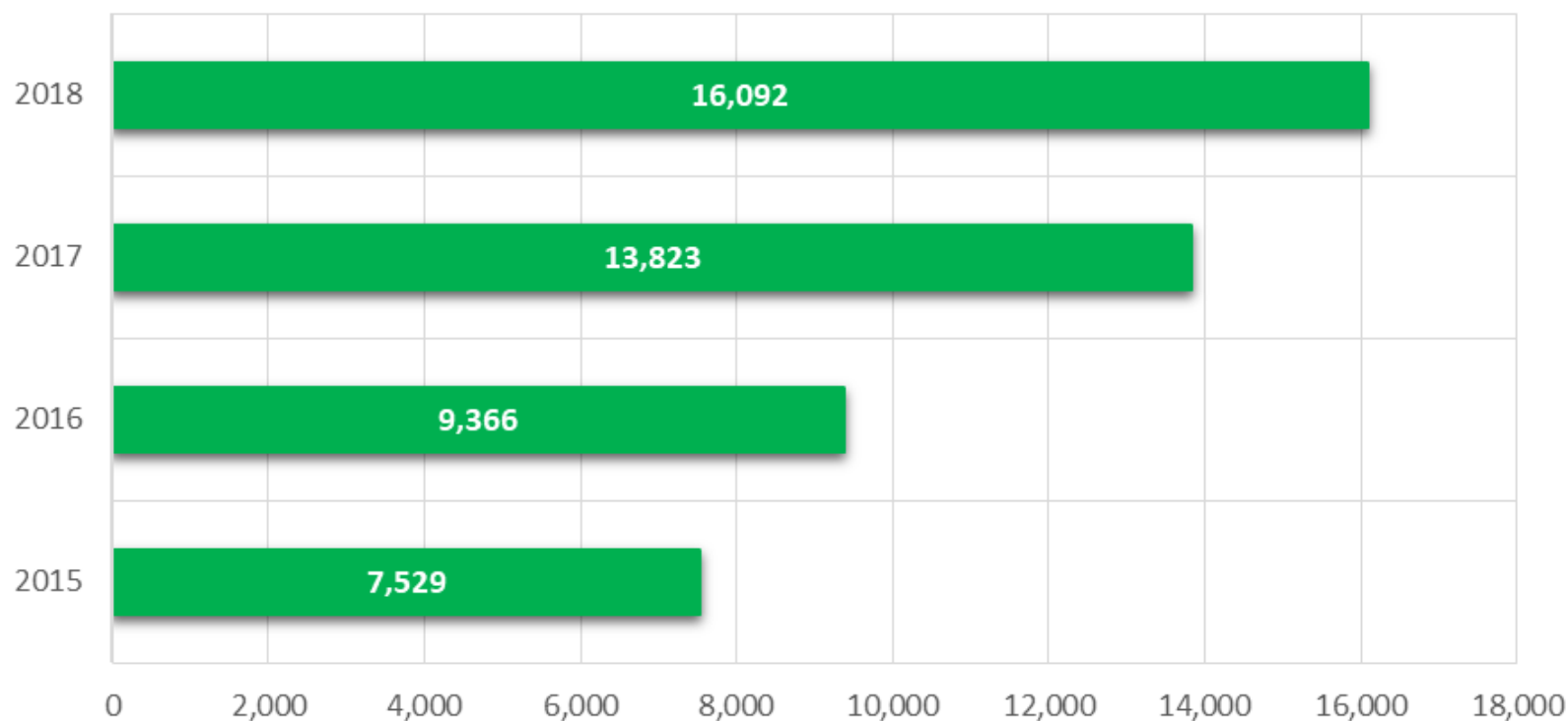
Tony J. Toomer, MBS, MSW, LSW  
OTP Director  
tonytoomer@fssa.in.gov  
317-232-7835

Rhonda Webb  
Administrative OTP Coordinator  
rhonda.webb@fssa.in.gov  
317-232-7921

Elyce Elder, MAAT, LCAC,  
CADAC IV  
Clinical OTP Coordinator  
elyce.elder@fssa.in.gov  
317-233-5005



## Unique OTP Patients Served per Year



# Counseling Services

## TIME IN TREATMENT


- <90 DAYS
- 90 - 180 DAYS
- 180 - 365 DAYS
- 1 YEAR +

## REQUIREMENT

- 4 hours of counseling per month
- 2 hours of counseling per month
- 1 hour of counseling per month
- Based on individual need



# Addiction Team





## Expand Addiction Residential Treatment

- Increased bed capacity by 197 beds  
Now 997 beds across the State of Indiana
- 320 persons treated via federal funding (3345 bed days) from August 1, 2018- April 30, 2019



# SUD 1115 Waiver

- New provider type and specialty for residential treatment
- Expansion of inpatient coverage and coverage of residential treatment
- Residential treatment based on American Society of Addiction Medicine (ASAM) levels of care of 3.1 and 3.5
- Includes all programs-Healthy Indiana Plan (HIP), Hoosier Care Connect, Hoosier Healthwise, and Traditional Medicaid





## Medicaid SUD Services (January 2018 thru May 2019)

Services	Recipient Count	Claim Count	Amount
Medication Assisted Treatment	9,607	302,276	\$28,243,998.18
Early Intervention	610	838	\$10,907.95
Outpatient Services	32,370	1,089,261	\$127,800,357.93
Intensive Outpatient Services	1,101	8,596	\$572,373.98
Partial Hospitalization	24	50	\$33,998.58
Low-Intensity Residential	76	738	\$185,958.42
High-Intensity Residential	1,113	10,746	\$5,766,997.45
Inpatient	6,744	9,141	\$45,787,658.11
<b>Total</b>	<b>51,645</b>	<b>1,421,646</b>	<b>\$208,402,250.60</b>



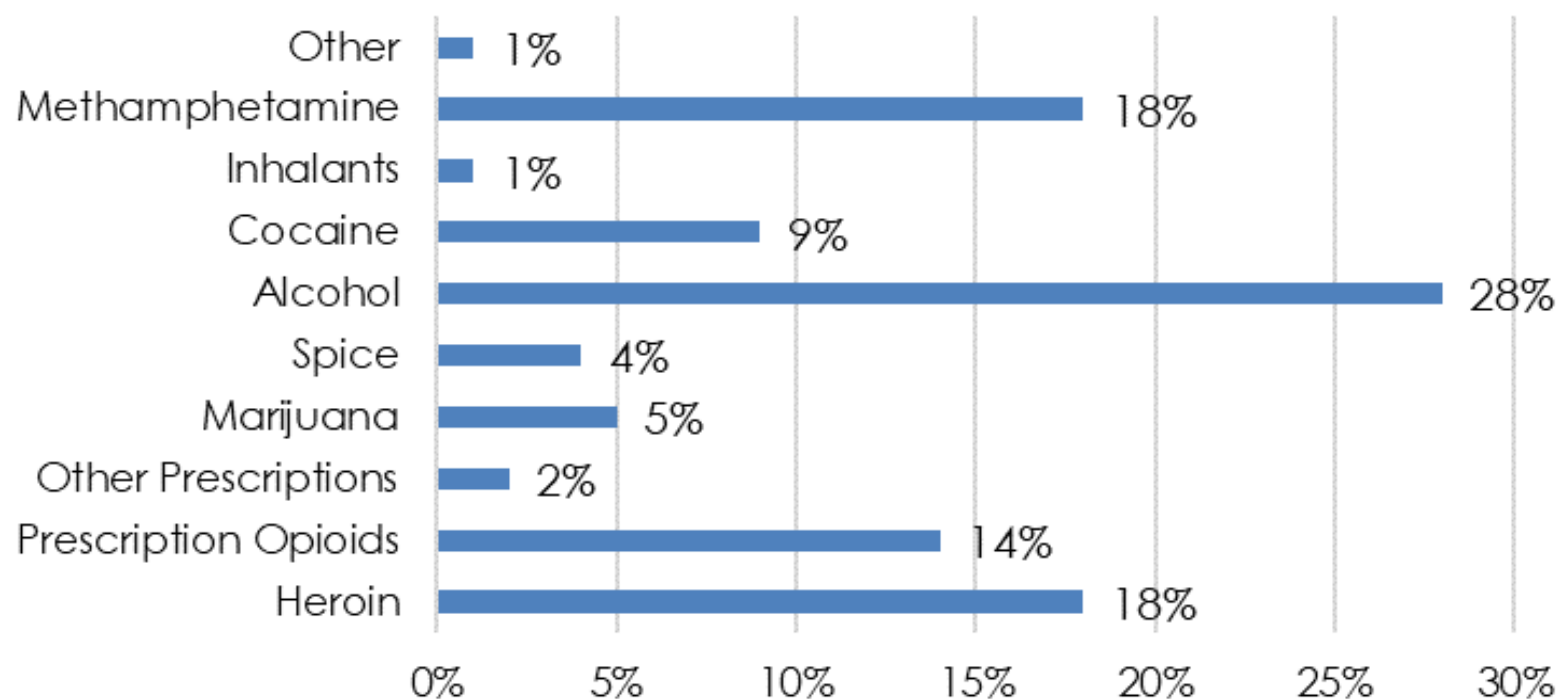


## IN211/OpenBeds/Lyft Partnership

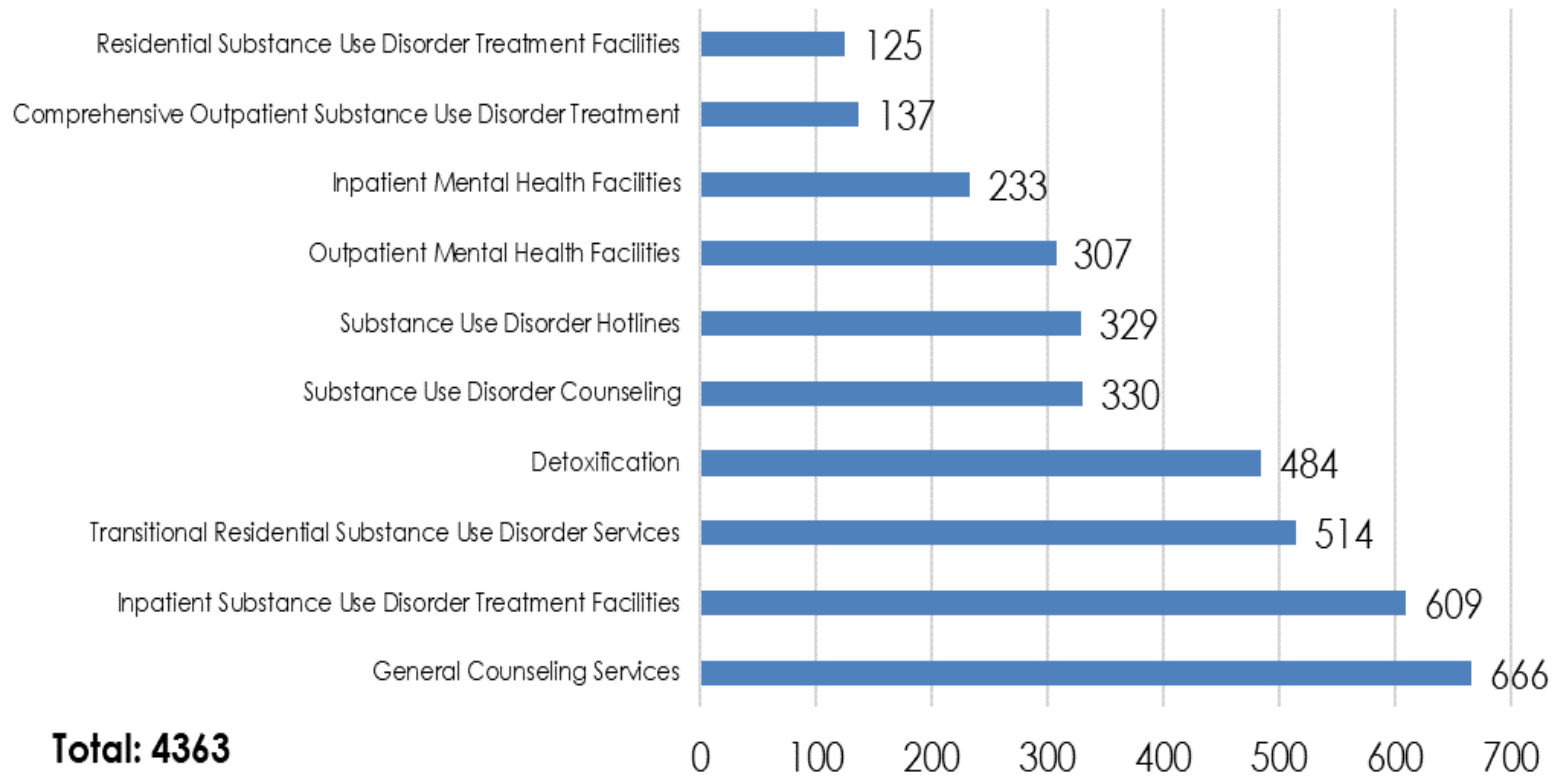
- OpenBeds platform to find open treatment beds
- Lyft provides transportation to treatment services
- 734 referrals for treatment beds- 2018
- 4363 treatment referrals-2018



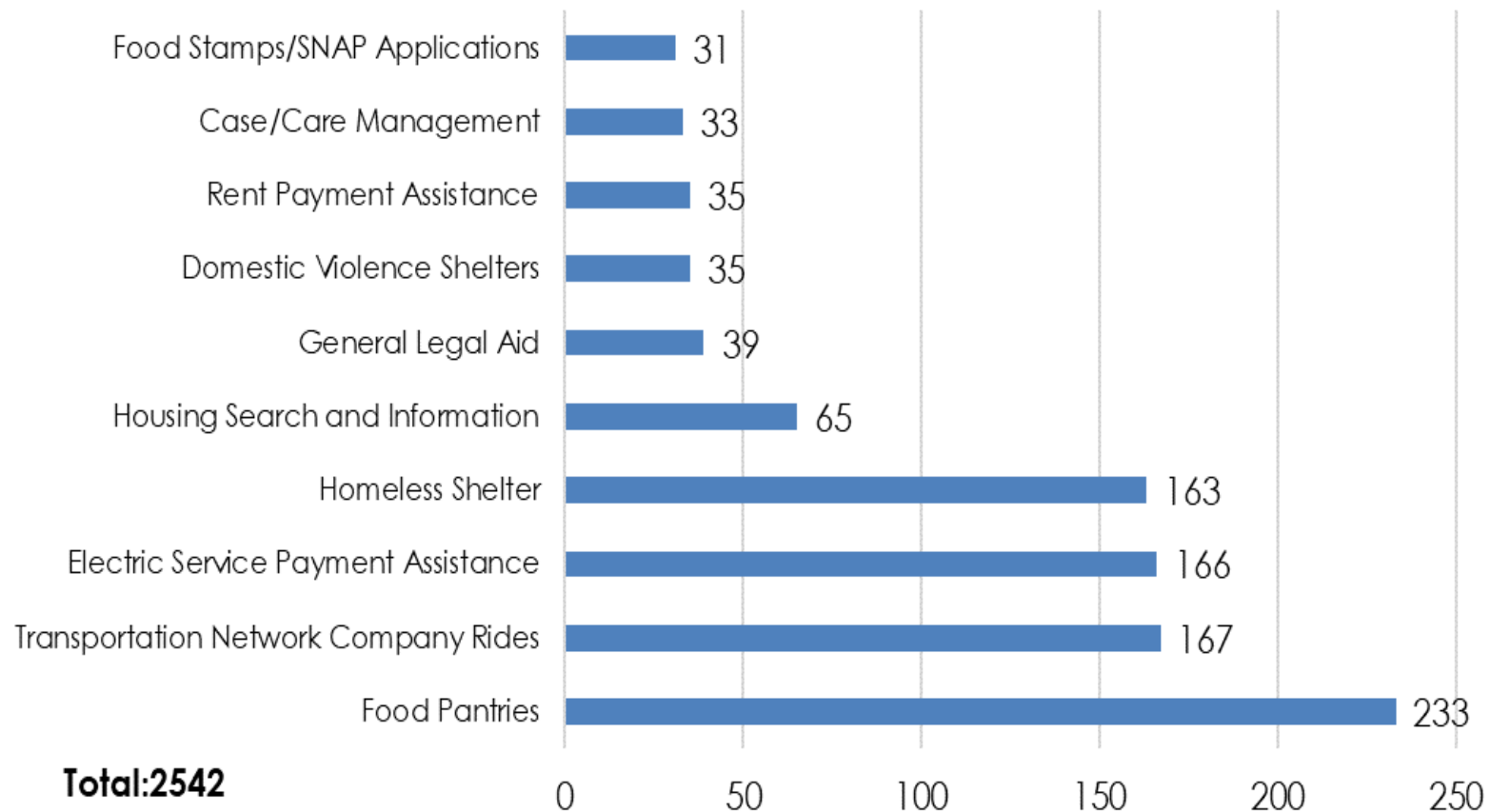
## What drugs are you seeking treatment for today?



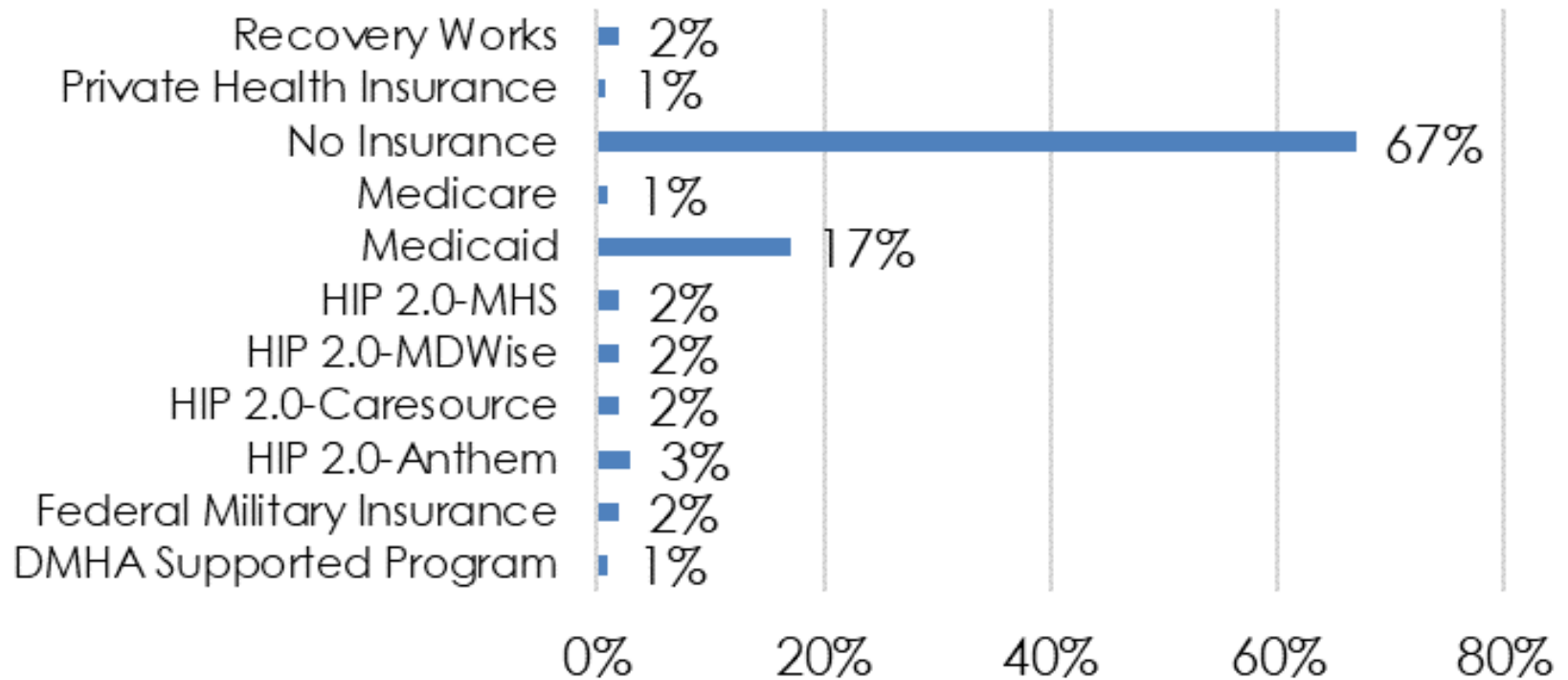
## Top 10 Referrals from 211 Database



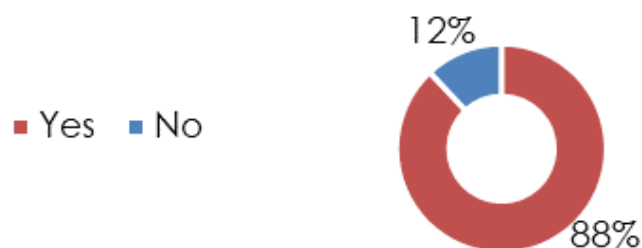
## Top 10 Social Service Requests



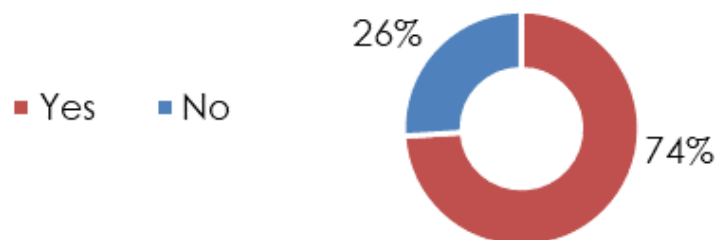
# Do you have a way to pay for treatment?



Have you ever tried to stop using and experienced withdrawal symptoms?



Have you been to treatment for your addictions issues in the past?



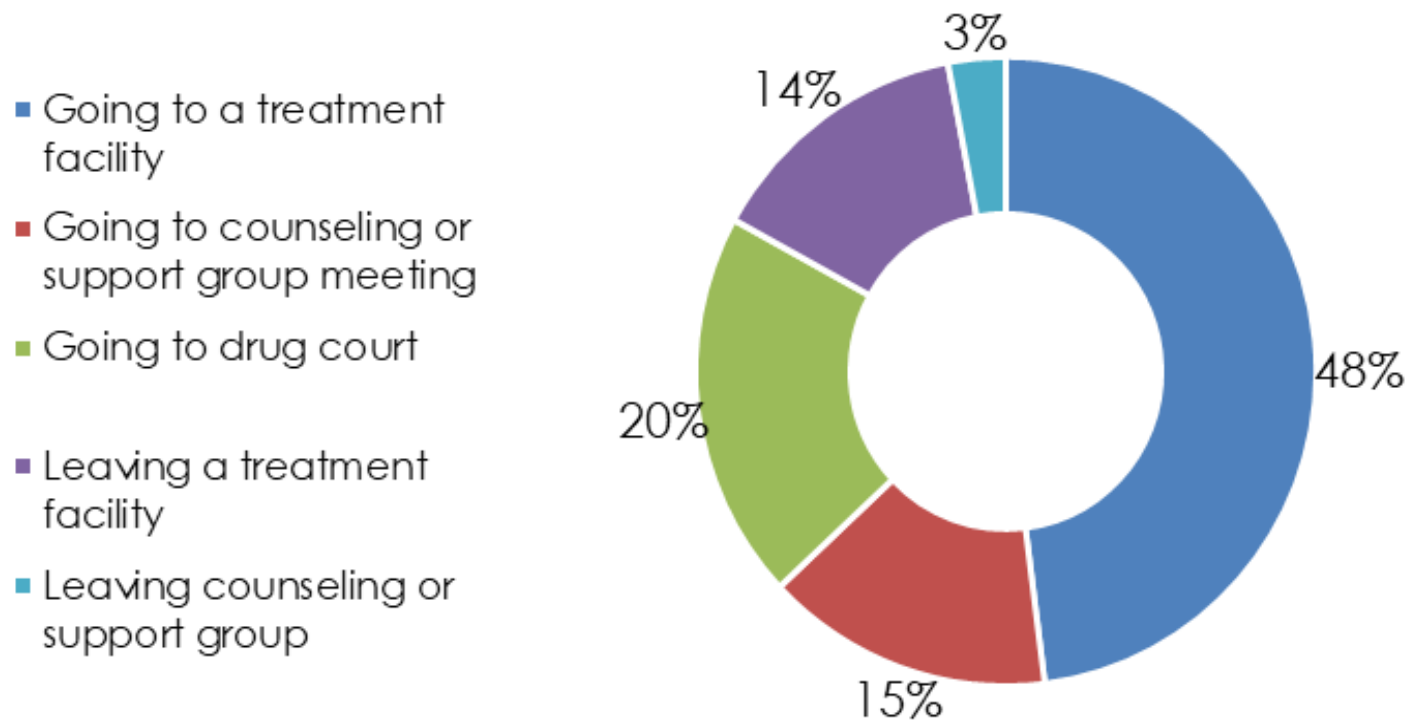
Client Gender	Count	Percentage
Female	1132	44.44%
Male	1459	56.63%
Refused	399	0.93%
<b>Total</b>	<b>2990</b>	<b>100.00%</b>

Client Race/Ethnicity	Count	Percentage
Black/African American	799	35.00%
Hispanic/Latino	302	13.00%
Refused	278	12.00%
Two or more races	12	1.00%
White	899	39.00%
<b>Total</b>	<b>2290</b>	<b>100.00%</b>





# Reason for Transportation



# Know the facts.

Understanding  
OPIOID USE DISORDER

KnowTheOFacts.org

**1**

**FACT 1**  
**It's a  
disease.**

**2**

**FACT 2**  
**There is  
treatment.**

**3**

**FACT 3**  
**Recovery is  
possible.**



# Take the Pledge...

## Take the Pledge



Everyone can help reduce the stigma around opioid use disorder by focusing on the person, NOT the disorder. We have to fight this epidemic as a community.

**1026** Hoosiers have taken the pledge

Take the pledge today!

I pledge to help reduce the stigma.





---

**home • team • marketing** ▶

Media, marketing and partnership  
opportunities that deliver results.





Greenwood HS



Knightstown HS



# Signage



Mississinewa HS

**Know the facts.**



# Recovery Oriented Systems of Care

- National Council for Behavioral Health
- Regional trainings to develop ROSC
- Training toolkit to develop ROSC
- [https://www.in.gov/fssa/dmha/files/TI\\_ROSC\\_Toolkit\\_FINAL.PDF](https://www.in.gov/fssa/dmha/files/TI_ROSC_Toolkit_FINAL.PDF)





# Peer Recovery Supports in the Emergency Rooms

- Peer Recovery Coaches strategically placed in the Emergency Departments
  - Will be able to see patients coming in for overdoses or other opioid related issues once patient stabilized
  - Motivational Interviewing, Brief Intervention, Referral to treatment
- 1032 patients seen from February 5, 2018-March 14, 2019
- 24 Hospitals implemented across the State



## Quick Response Teams

- 7 teams in 6 counties
- Teams comprised of law enforcement, certified recovery coaches, medical representatives



# Mobile Crisis/Quick Response Teams

## Mobile Response Teams

Choices Coordinated Care Solutions (county-wide): Ripley, Ohio, Jefferson, Franklin, Decatur, Dearborn, Switzerland

Centerstone of Indiana (county-wide): Bartholomew, Brown, Jackson, Jennings, Lawrence, Monroe, Morgan

Indiana 21st Century Cures



## Quick Response Teams

Jay County Drug Free Coalition: Jay County

Frontline Foundations, Inc: Fulton County

Hamilton County Council on Alcohol and Other Drugs: Westfield & Carmel

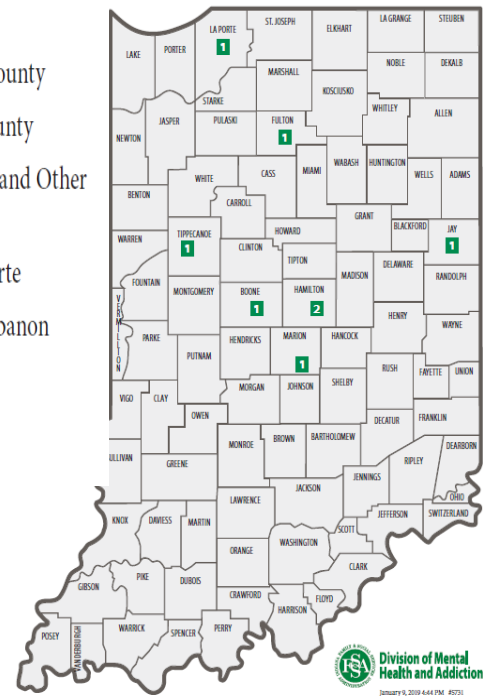
Four County Counseling Center: Laporte

Youth and Family Health Network: Lebanon

Valley Oaks: Lafayette

PACE: Indianapolis

Indiana 21st Century Cures





## Mobile Integrated Response Systems

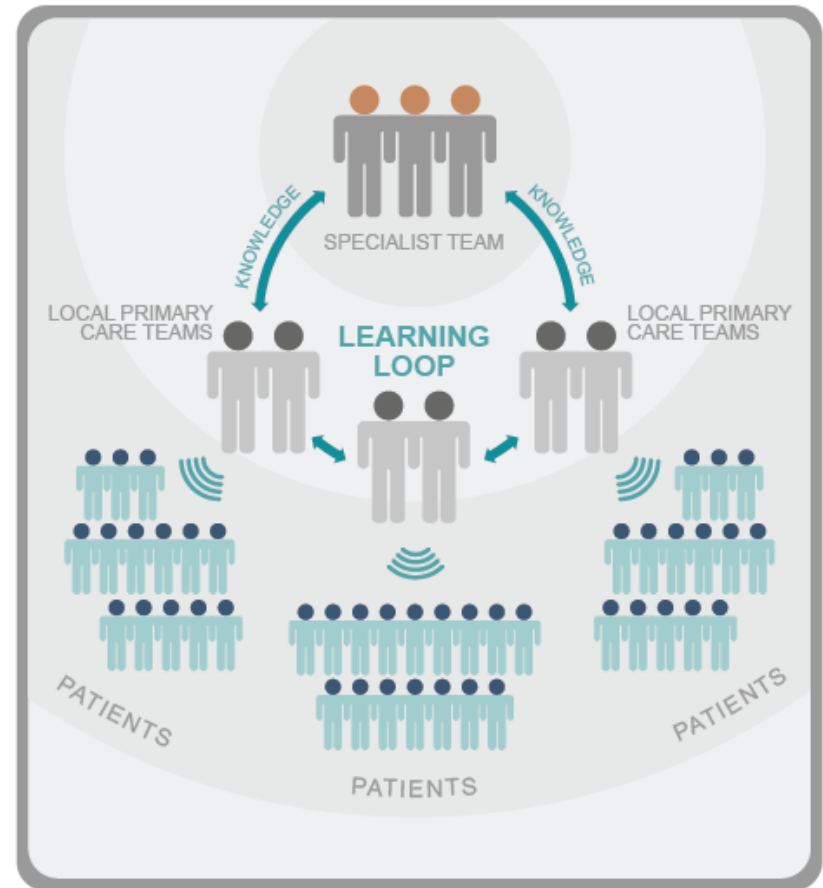
- Comprised of licensed clinician with addiction credential, certified peer recovery coach, Data 2000 waiver prescriber, law enforcement official
- Cooperation of CMHC, FQHC and other certified healthcare entities
- Wraparound services to patients and their families



## **Expanded treatment Services for Pregnant woman and women with dependent children.**

- Provide services to pregnant and parenting women and their children
- Community Hospital in Howard County, Anderson and Community East in Indianapolis
- Memorial Hospital in South Bend
- Clark Memorial Hospital in Jeffersonville

- Extension for Community Healthcare Outcomes (ECHO)
- Goal is to enable rural and traditionally underserved populations to receive high quality care
- Online, interactive clinics to connect experts and providers via tele-conferencing
- Tracks- Primary Care, Behavioral Health, Adolescents, CHW, First Steps, MAT in jails, OUD/Medical complications





# Peer Resource Center

- Recovery Community Center, Peer Recovery Coaching, Walk-in intervention services, telephone recovery coaching support, assessments





## Peer Recovery Support Infrastructure

- State-level peer workforce advisory group- representation from all regions
  - a. Policy for company/organization/ agency for peer recovery coach workforce development
  - b. Curriculum Development for Supervisors of peer recovery coaches
  - c. Incorporating peer recovery coaches into the workforce





# Workforce Initiatives

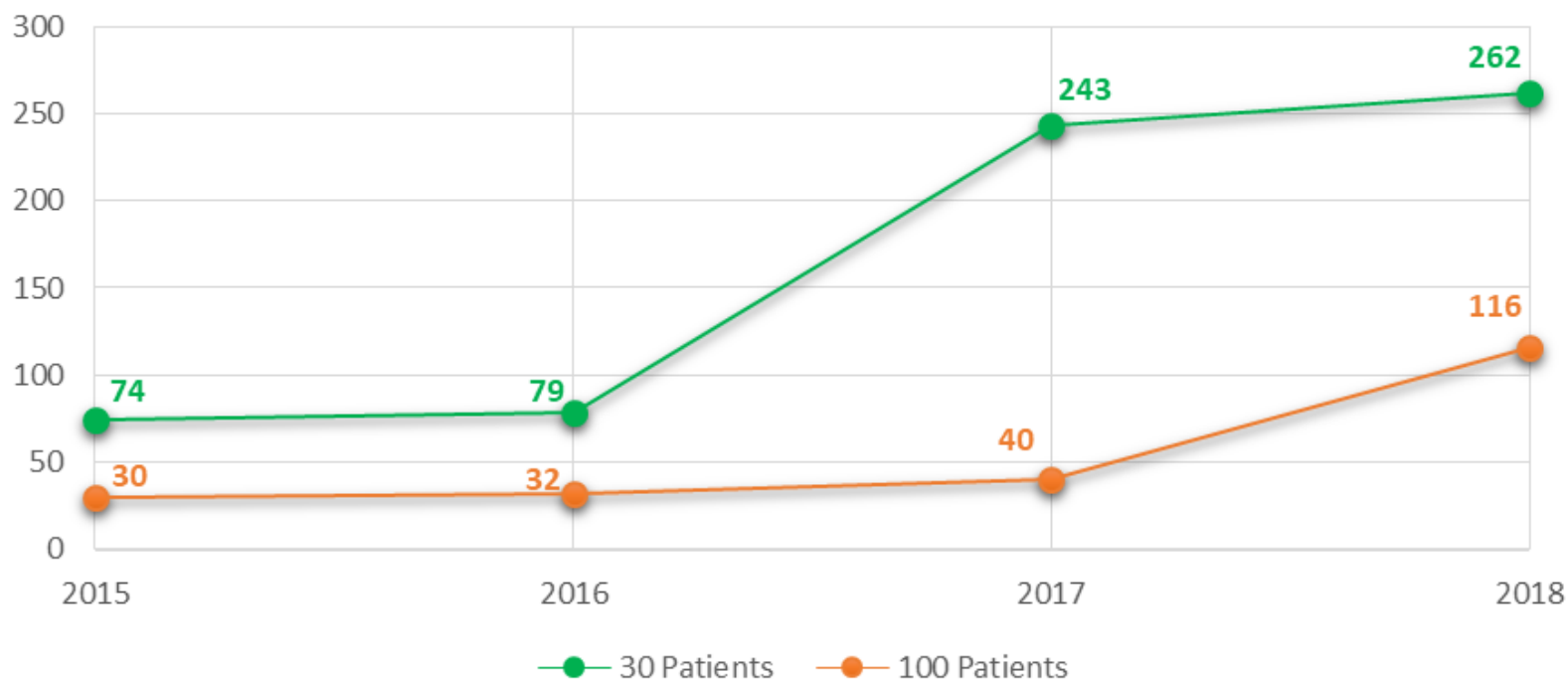
- Indiana Chamber Foundation provide trainings to employers -Support businesses to create and maintain recovery-friendly workplace
- Addiction training & certification
- Incentive for prescribers to become DATA Waived
- Funds to support addiction interns

## Drug Addiction Treatment Act of 2000 (DATA Waiver 2000)

- Qualified physicians permitted to dispense or prescribe narcotic medications in setting other than OTP (30, 100, 275)
- Reduces regulatory burden on physicians by granting waivers required by Controlled Substance Act
- Physicians must attend training and obtain DEA registration number
- CARA Legislation extends Waiver to Nurse Practitioners



## Number of Newly Certified DATA-Waived Practitioners per Year





# Sequential Intercept Model

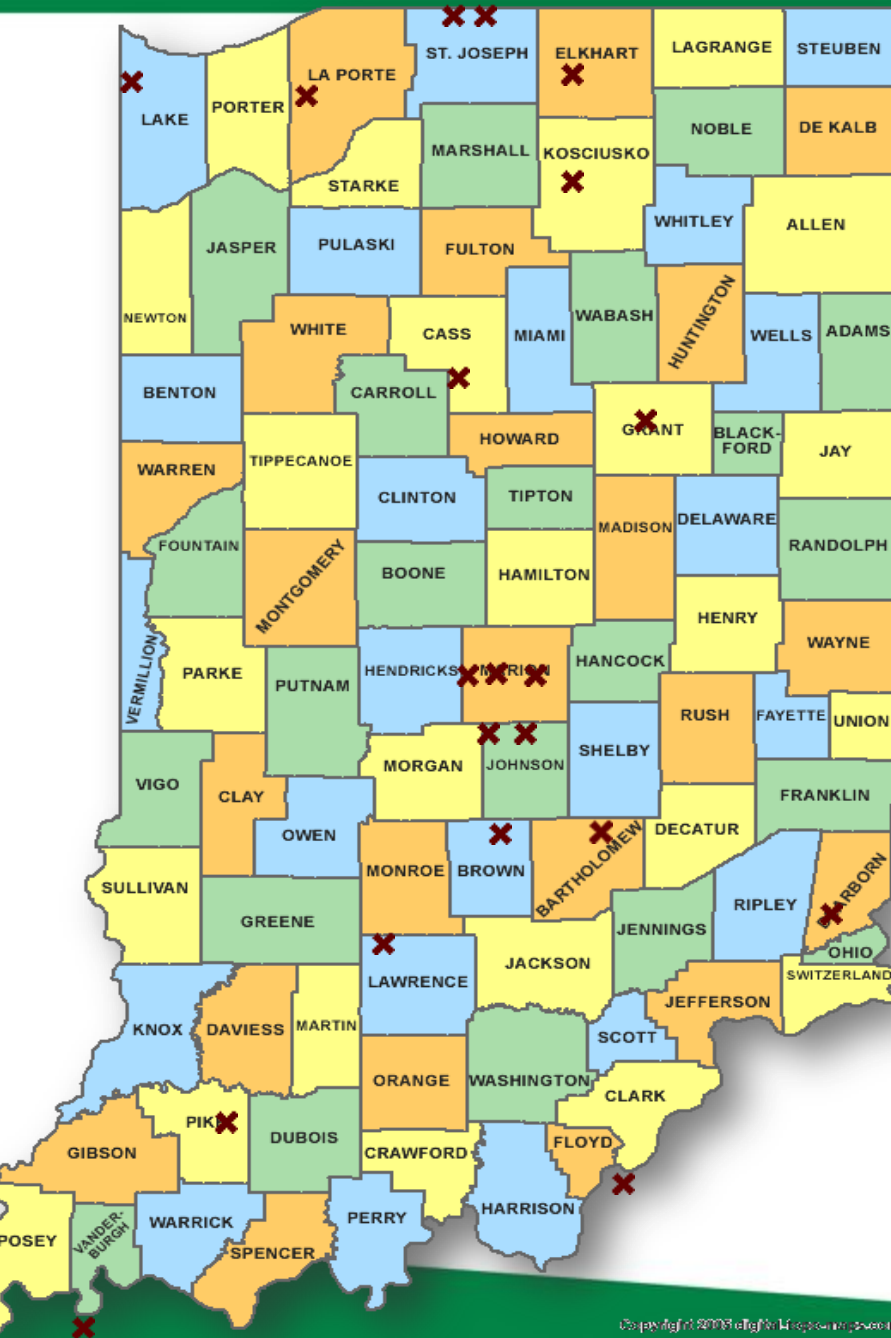
- Partner with Indiana Office of Court Services
- Regional SIM trainings starting May 2019
- Each county can apply to receive \$60,000 to implement or expand SIM



## Problem Gambling 2020 Priorities

- DSM-V criteria used for assessment tool
- Integrated DSM-V into the WITS system
- Expand problem gambling treatment services

# SFY 2020 DMHA Problem Gambling Providers



- Amethyst House** – Bloomington (*Monroe Co.*) \*
- CMHC Lawrenceburg** – Lawrenceburg (*Dearborn Co.*) \*
- Counseling for Change** – Evansville/Washington (*Vanderburgh/Daviess Co.*) \*
- EmberWood Center** – Indianapolis (*Marion Co.*)
- ER Counseling** – Shelbyville (*Shelby Co.*) \*
- Four County Counseling** – Logansport (*Cass Co.*)
- Grant/Blackford** – Marion (*Grant Co.*) \*
- LaPorte Co./Swanson Center** – Michigan City (*LaPorte Co.*)
- Life Recovery Center** – Indianapolis (*Marion Co.*) \*
- LifeSpring Health Systems** – Jeffersonville (*Clark Co.*)
- Life Treatment Centers** – South Bend (*St. Joseph Co.*)
- Midtown CMHC/Eskenazi Health** – Indianapolis (*Marion Co.*)
- Oaklawn** – Elkhart/South Bend (*Elkhart/St. Joseph Co.*)
- Otis R. Bowen Center** – Warsaw (*Kosciusko Co.*)
- Progress House** – Indianapolis (*Marion Co.*)
- Regional MHC/Geminus** – East Chicago/Merrillville (*Lake Co.*)
- Salvation Army Harbor Light** – Indianapolis (*Marion Co.*) \*
- Serenity/Creative Counseling** – Greenwood/Franklin (*Johnson Co.*)

\* Voluntary Exclusion Program Sign-Up Site





# Technical Assistance Opportunity

- <https://opioidresponsenetwork.org/>

## Contact Information:

Becky - [Rebecca.Buhner@fssa.IN.gov](mailto:Rebecca.Buhner@fssa.IN.gov)

Kelly - [Kelly.Welker@fssa.IN.gov](mailto:Kelly.Welker@fssa.IN.gov)