



# Indiana Health Coverage Programs

## Member Access

October 15, 2015



# Where We Are Today

**June 2014**

**August 2015**

<b>Provider Classification</b>	<b>Billing, Group, Dual</b>	<b>Rendering Providers</b>
	15,049	35,466
<b>Total Providers</b>		<b>50,495</b>

<b>Provider Classification</b>	<b>Billing, Group, Dual</b>	<b>Rendering Providers</b>
	15,182	38,391
<b>Total Providers</b>		<b>53,573</b>



# Program Enrollment

<b>Traditional Medicaid</b>	<b>283,036</b>
<b>HHW</b>	<b>606,740</b>
<b>HIP</b>	<b>309,311</b>
<b>Hoosier Care Connect</b>	<b>96,893</b>



### IHCP Enrollment Distribution March 2014 through August 2015

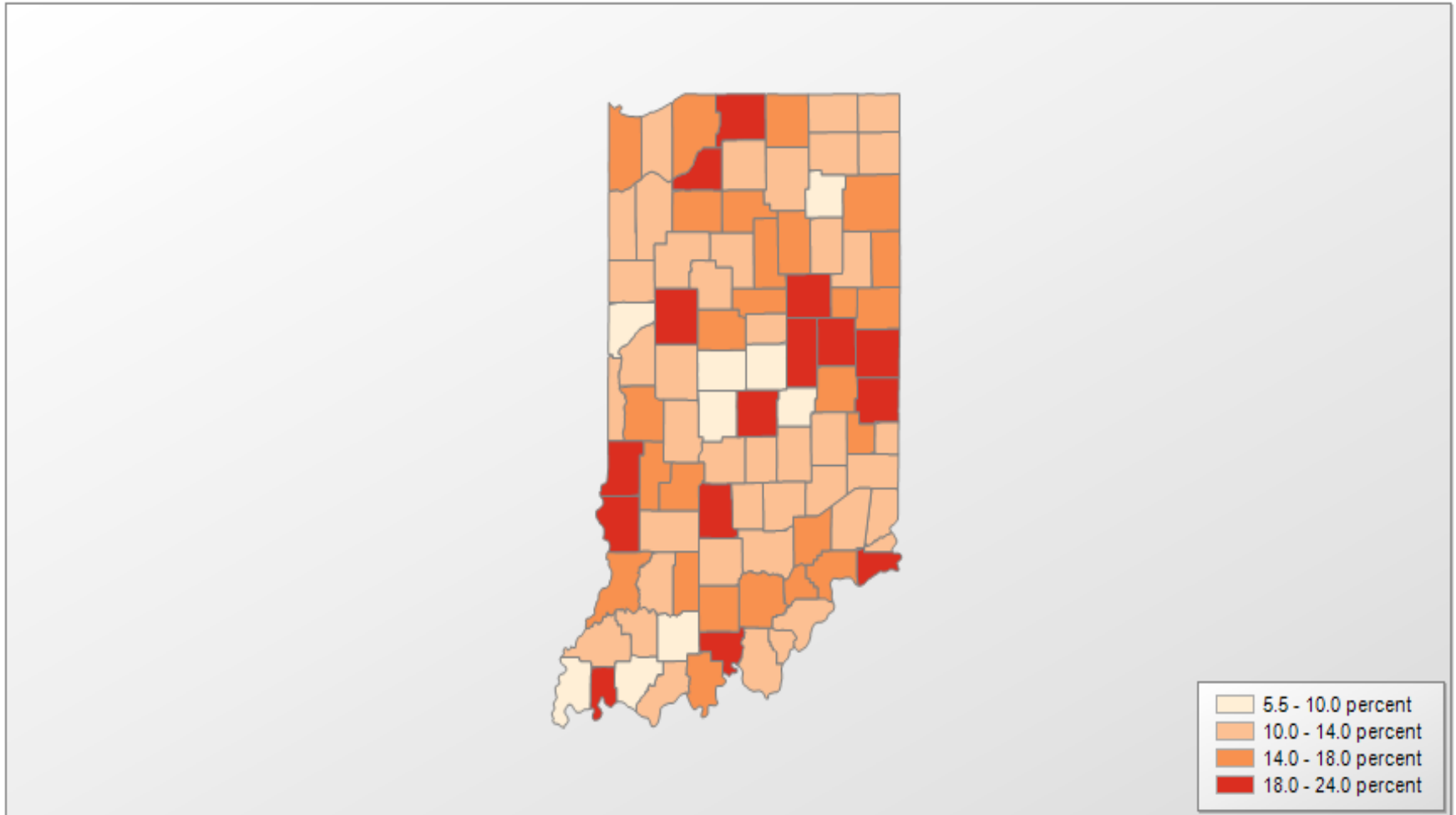


	Mar-14	Apr-14	May-14	Jun-14	Jul-14	Aug-14	Sep-14	Oct-14	Nov-14	Dec-14	Jan-15	Feb-15	Mar-15	Apr-15	May-15	Jun-15	Jul-15	Aug-15
Other IHCP	320,909	330,895	331,690	335,516	355,073	358,299	358,882	362,115	361,275	349,542	355,558	355,615	345,580	326,654	328,122	317,193	271,434	283,036
HHW	690,298	675,276	683,081	688,938	672,272	669,216	672,130	675,651	670,236	668,289	667,811	597,750	600,264	604,217	601,772	602,190	606,890	606,740
CareSel	36,274	33,990	32,872	36,650	35,900	34,800	34,438	32,679	32,013	43,063	40,887	39,989	38,785	35,320	32,964	29,313	7,583	-
HIP	41,928	46,723	43,485	47,613	51,987	56,041	59,947	60,973	60,913	60,281	59,259	141,169	181,186	235,075	263,711	279,095	294,396	309,311
HCC														7,535	13,193	29,928	96,007	96,893



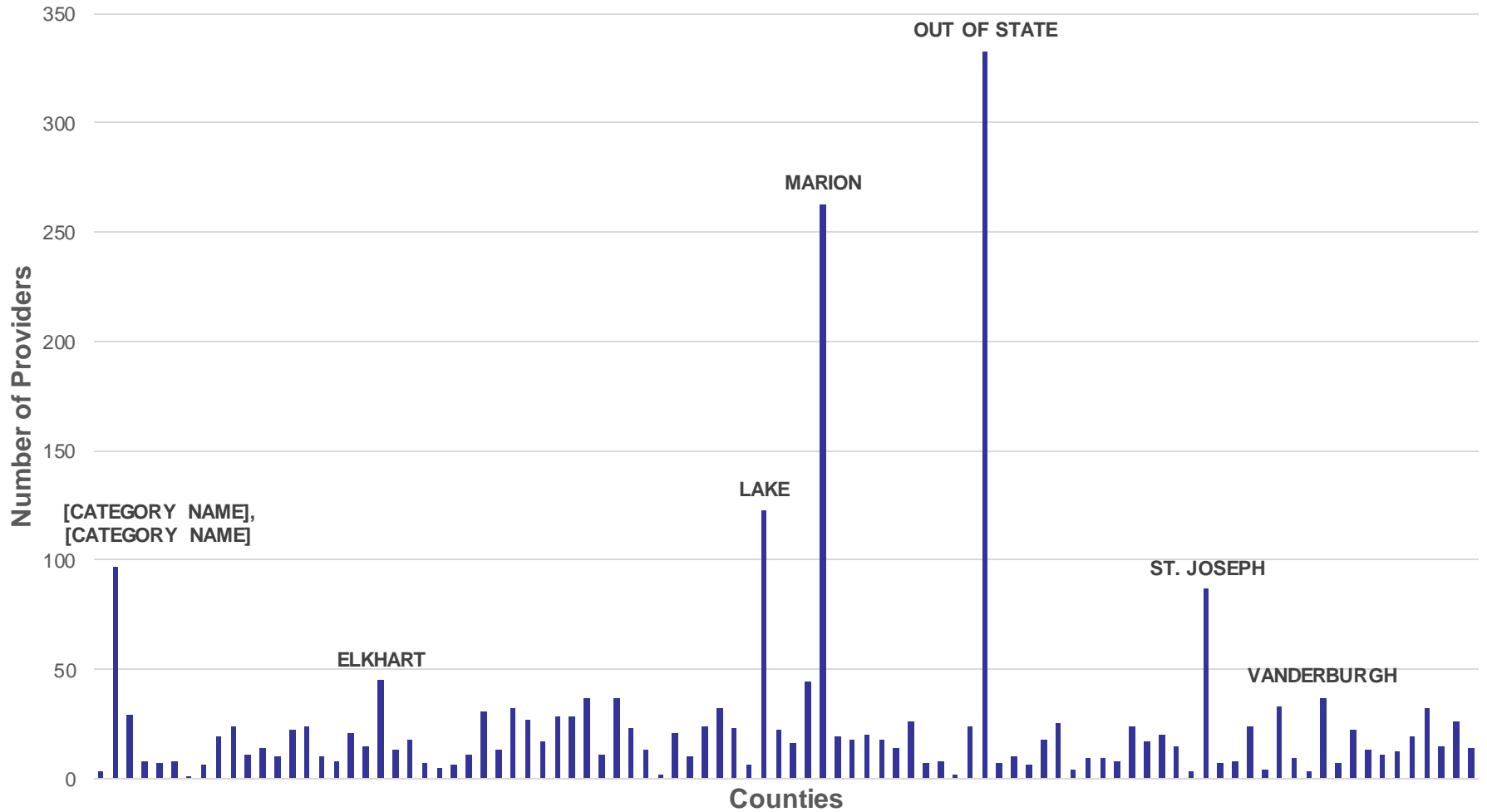
# Hoosiers Living in Poverty

Percent of total population in poverty, 2013: Indiana



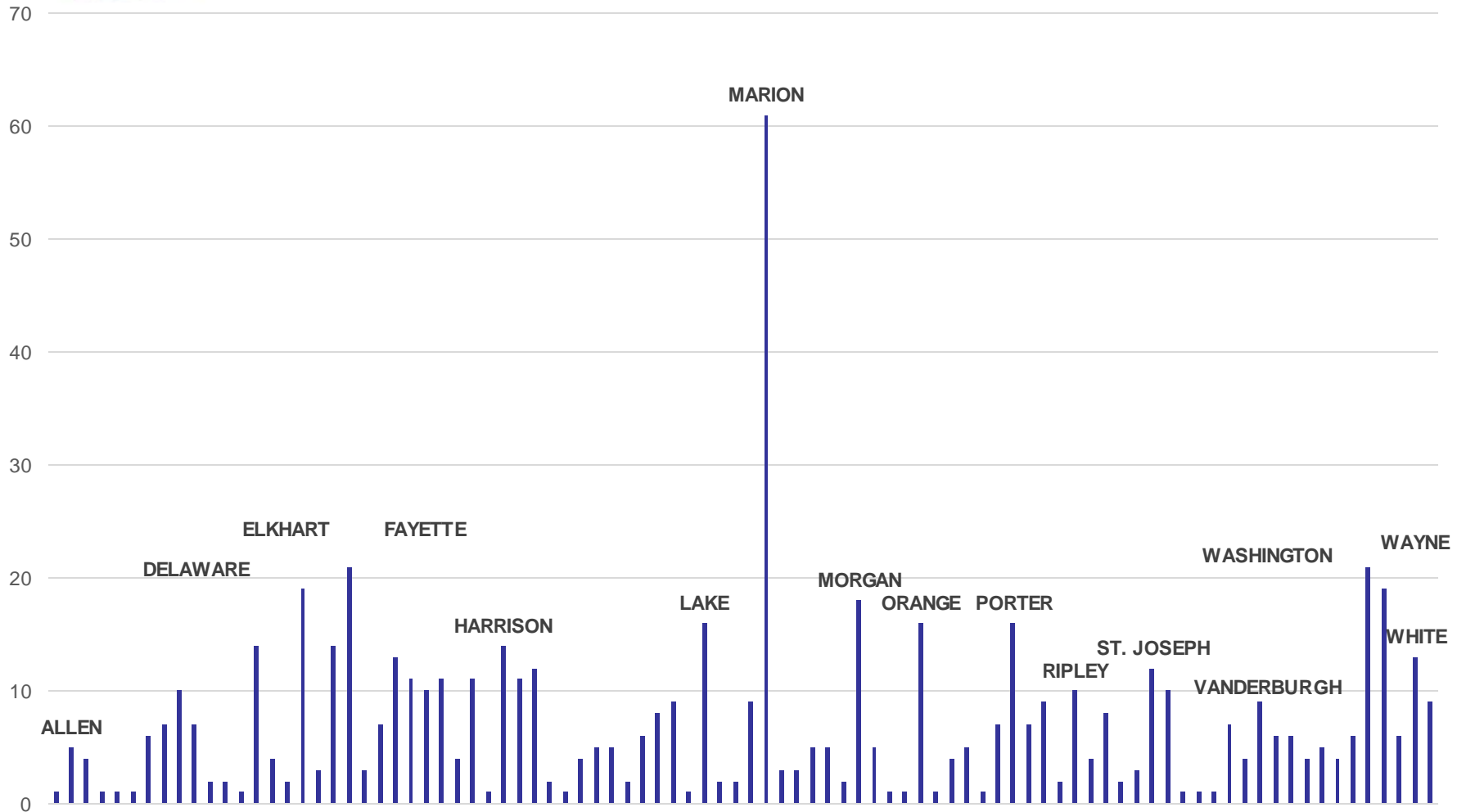


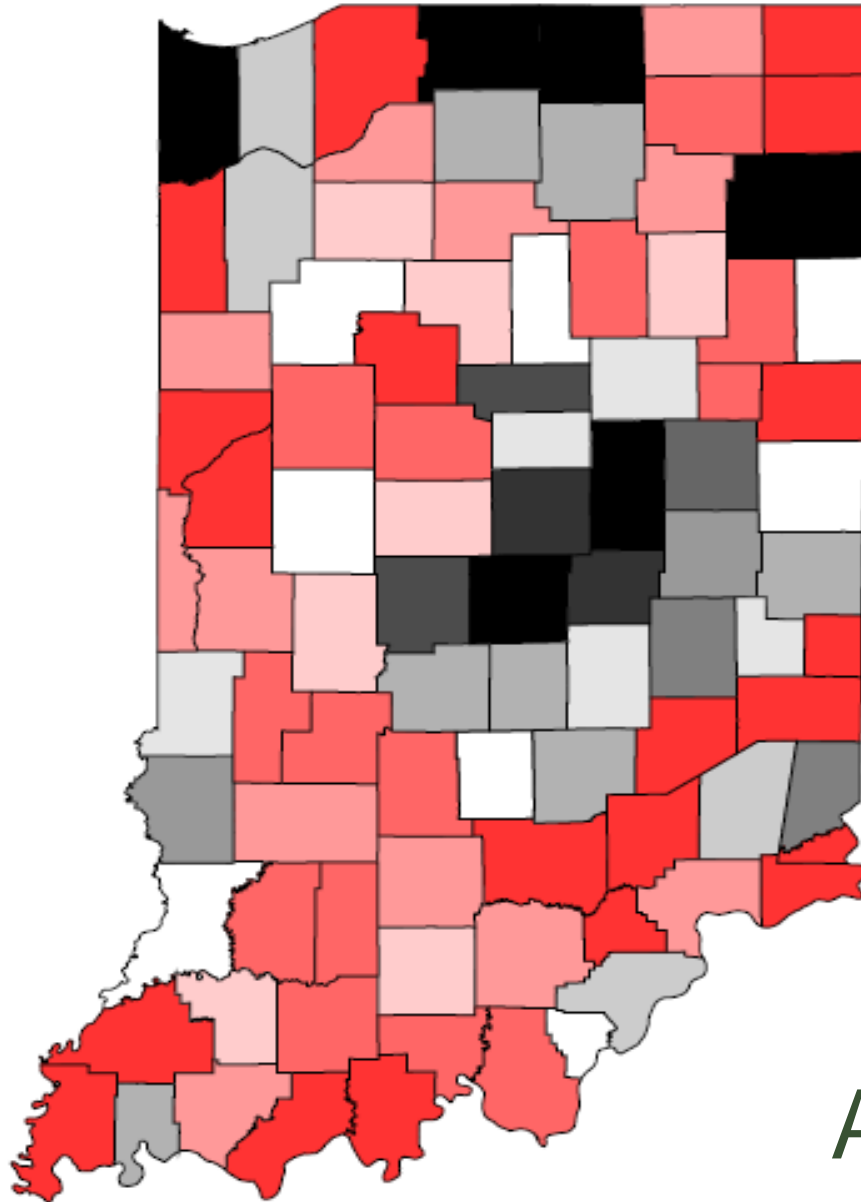
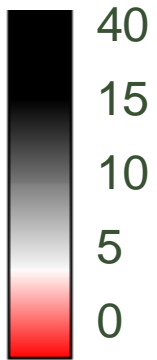
# Number of Transportation Providers per County





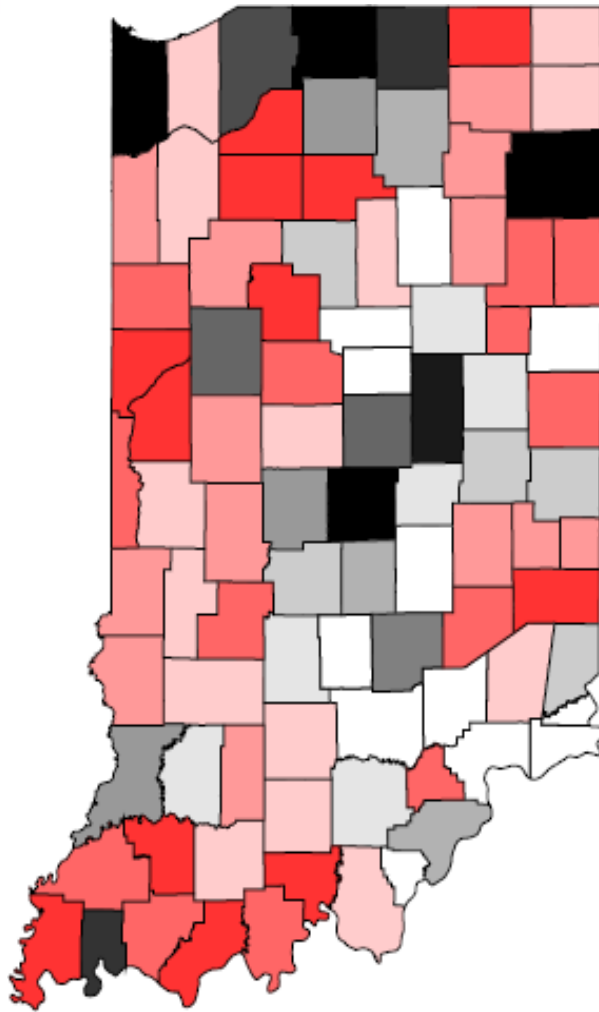
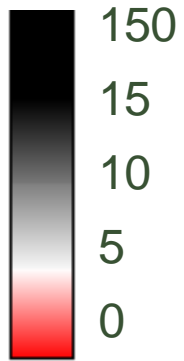
# Family Member Providers



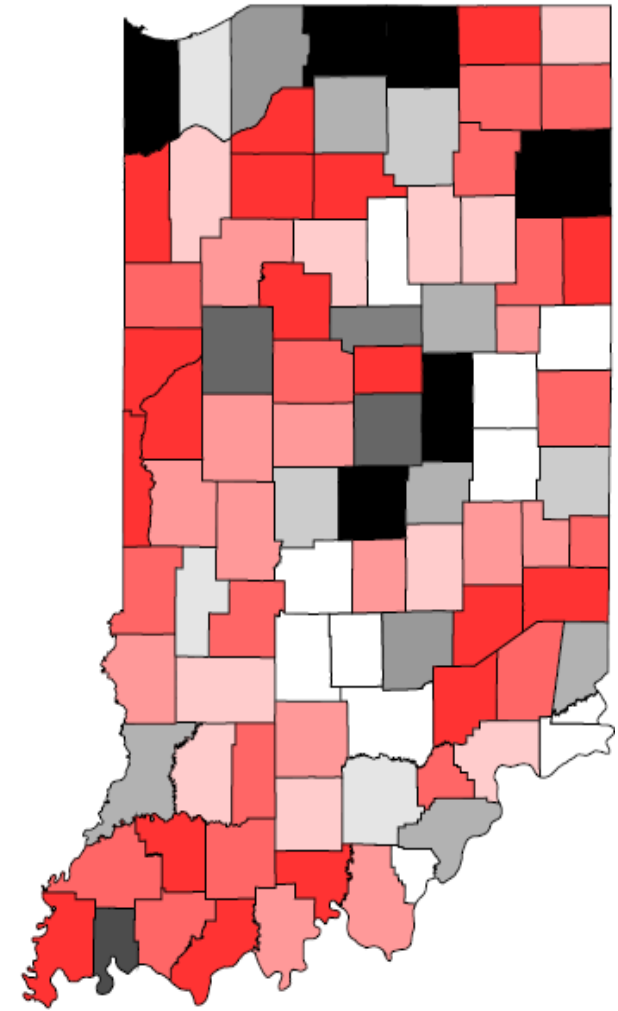


Ambulance

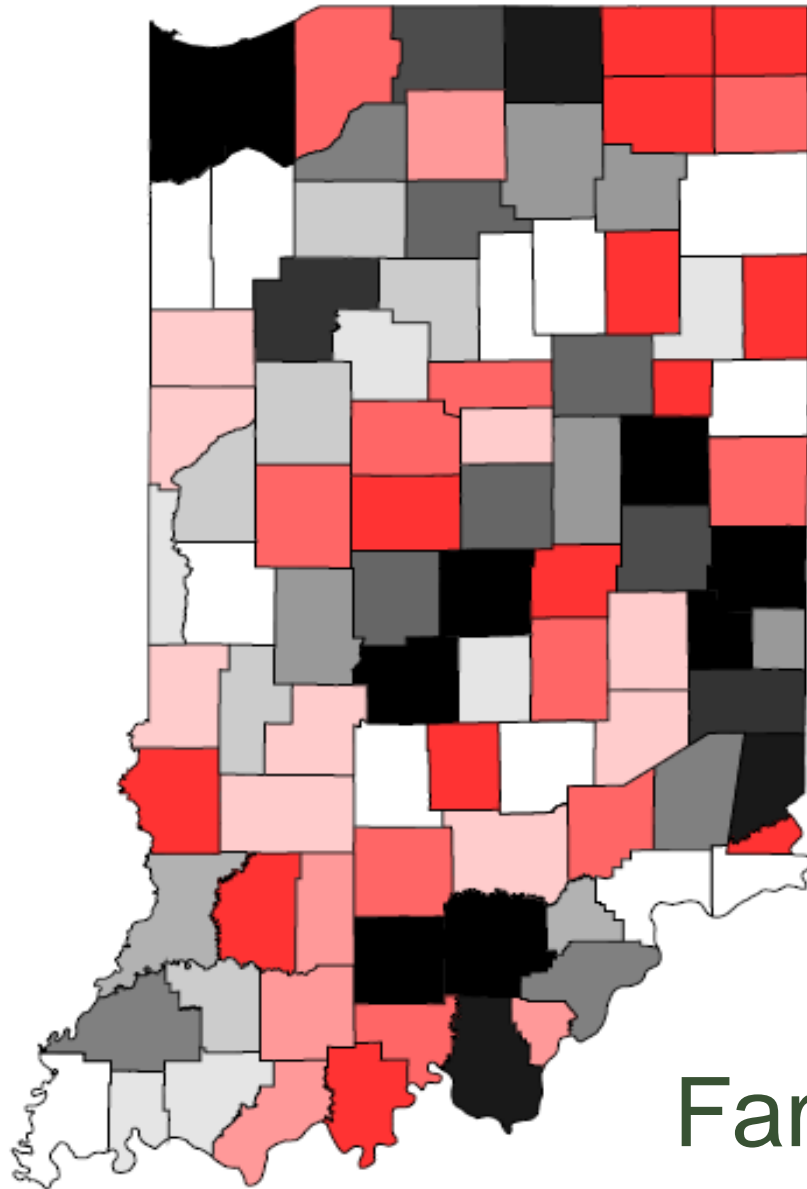
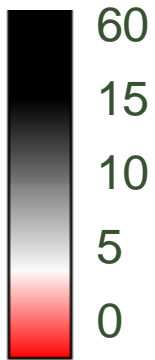




CAS



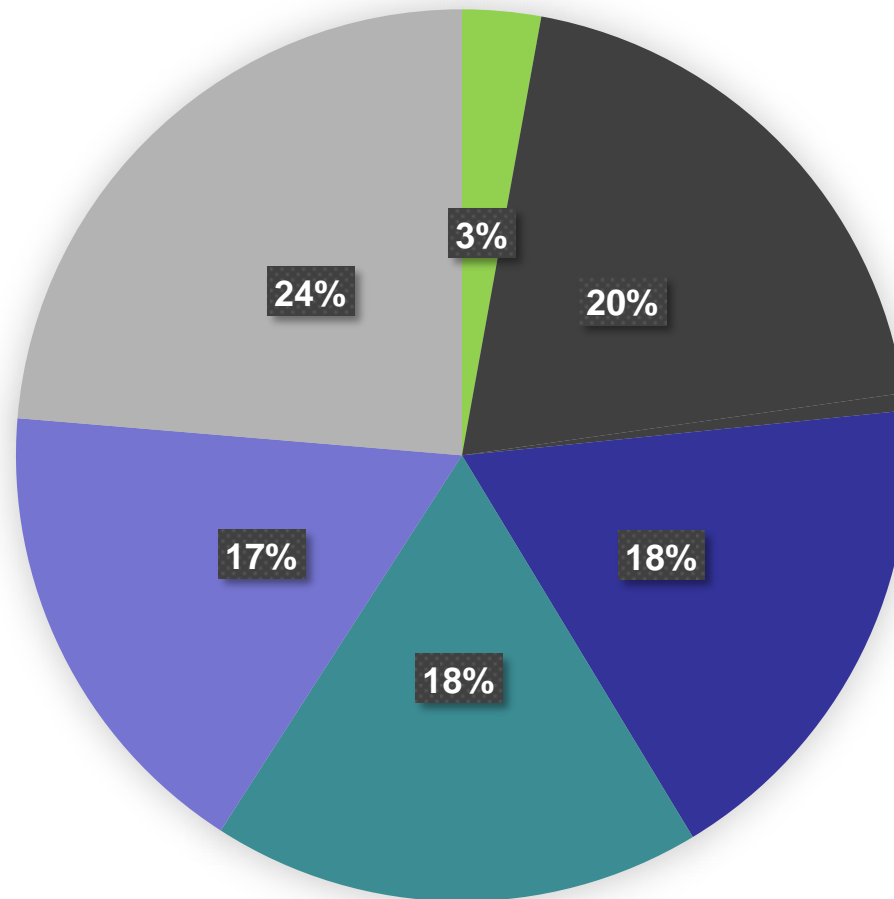
NAS



Family Member



# Transportation Providers, by Type



■ Air Ambulance   ■ Ambulance   ■ CAS   ■ Family   ■ NAS   ■ Taxi



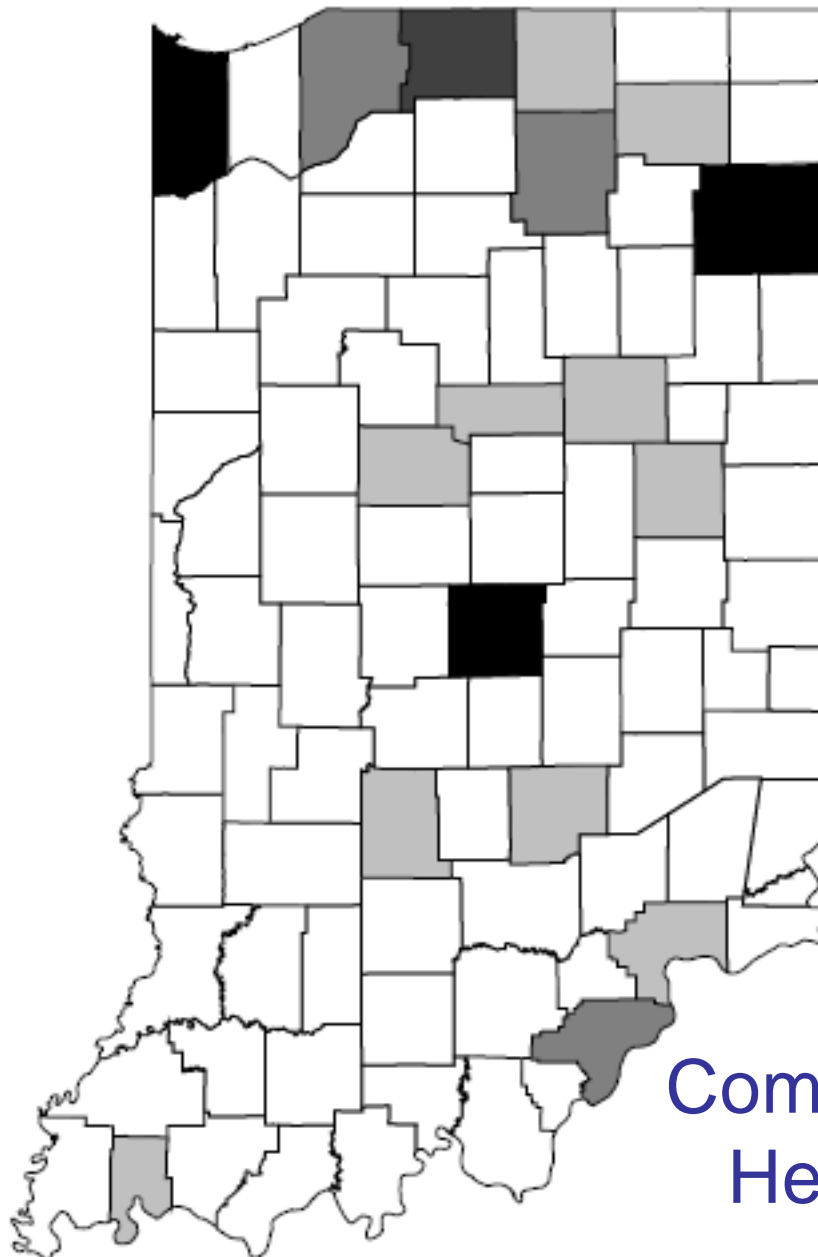
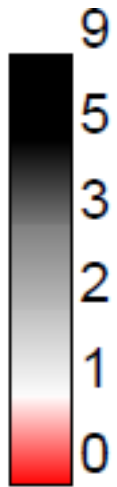
# Primary Care Panels

Programs	June 2014	January 2015	June 2015
Hoosier Healthwise	5,270	5,727	5,767
HIP	4,278	4,896	6,078
Hoosier Care Connect	N/A	8	5,294
Total	9,548	10,631	17,139

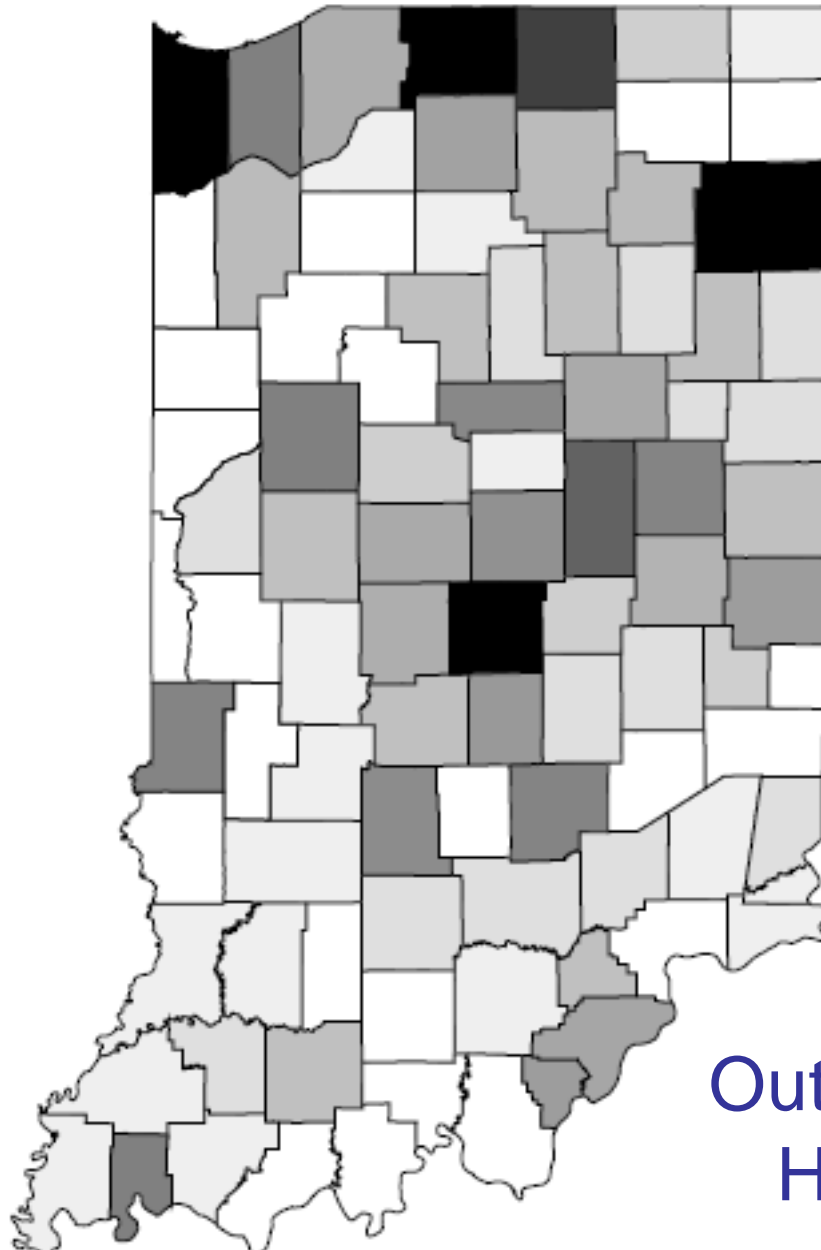



# Behavioral Health Providers

<b>Provider Type</b>	<b>Total Number Enrolled</b>
<b>Outpatient Mental Health Clinic</b>	<b>877</b>
<b>Community Mental Health Center (CMHC)</b>	<b>231</b>
<b>Health Service Provider in Psychology (HSPP)</b>	<b>1,547</b>
<b>Psychiatrist</b>	<b>1,578</b>



Community Mental Health Centers

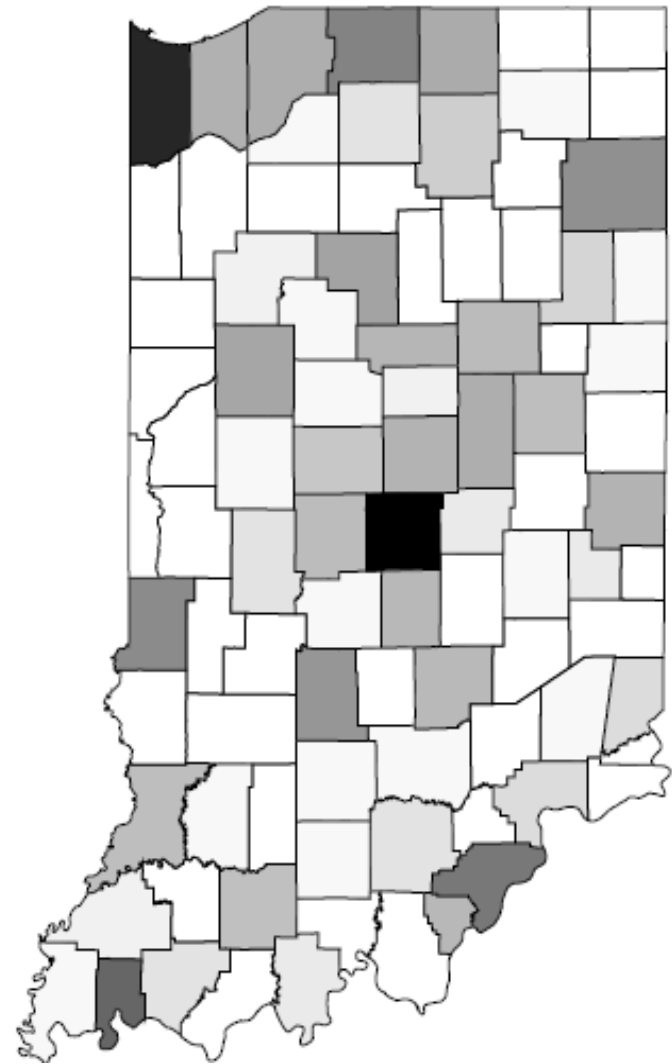
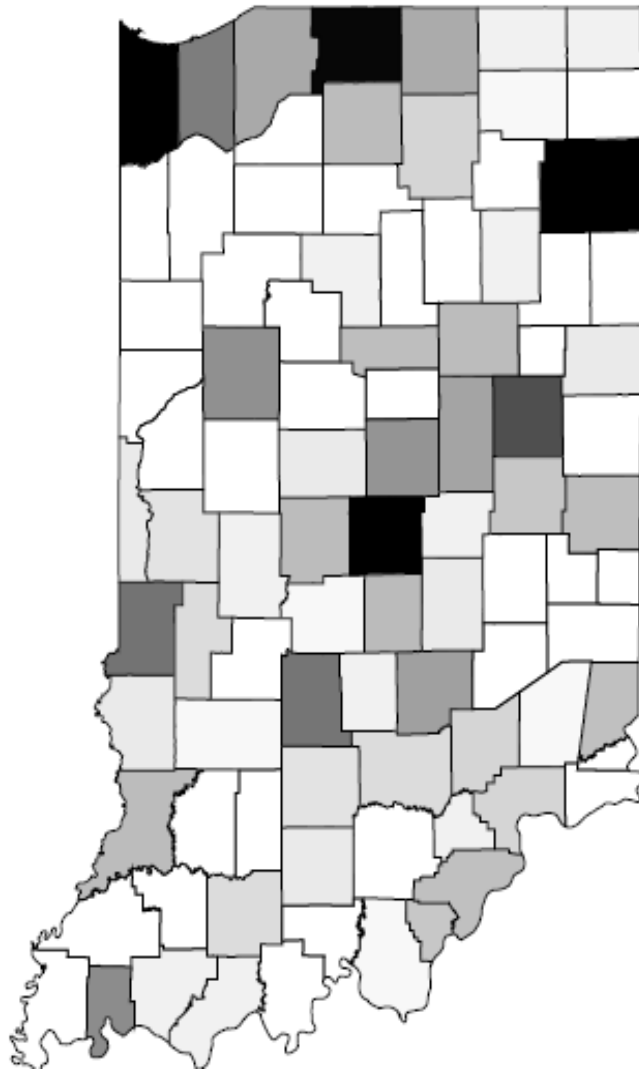
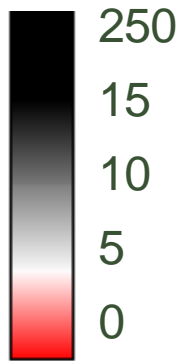


Outpatient Mental  
Health Clinics



## HSPP's

## Psychiatrists









## A look into the future

- CMHC primary care services
  - January 2016 implementation target
  - Provide coordinated, holistic care to those you already serve
  - Enrollment
    - Have appropriate providers to render these services
    - Enroll them as rendering providers with Indiana Medicaid



# Where we are going

- Governor's substance abuse taskforce
  - Who are our providers?
  - Examine Indiana Medicaid coverage
    - Opioid treatment
    - Other substance abuse treatment options
      - Outpatient
      - Inpatient
      - Best practices and models of care



# Technology improvements

- Bringing up new MMIS system
  - More provider friendly to relieve administrative burden
    - Online enrollment/revalidation/updates
    - Online PA submission with attachments
    - Member management features
    - Secure correspondence
    - Electronic claim attachments
    - Enhanced RA access



# Contracting

- State procuring managed care contracts
  - Hoosier Healthwise
  - HIP
    - Enhanced requirements for access
    - Focus on quality and outcomes
    - RFP available online now
    - Review beginning January 2016 with selection summer 2016
    - Implementation January 1, 2017



# Access Initiatives Moving Forward

- Examine the role of advanced practice and mid-level providers
  - APNs rounding in Inpatient Psych setting
  - Enrolling all APNs and PAs to increase provider pool
    - Bring Indiana current with industry standard
  - Review of mental health mid-levels to explore the possibility of expanding their roles
    - Examination of oversight and current billing rules and policies
    - Regulatory review



## Initiatives Cont.

- Increased involvement with provider associations and organizations
  - Increase Indiana state employee presence at meetings
  - Seek feedback on publications, policies, and program updates
- Explore partnerships with Colleges/Universities
  - Keep Indiana-trained resources in state
  - Educate future professionals on Indiana Health Coverage Programs



## Initiatives Cont.

- DMHA health home project (ICE)
- Continued education throughout Indiana
  - Increase community involvement
  - More visits to smaller communities
  - Using hospitals as central point of contact



