



DCS Updates: Indiana Council Summer Quarterly Meeting

July 27, 2023

Recent DCS Leadership Changes

- Director Stigdon departed 5/5/2023
- Director Miller appointed 5/8/2023
- Aaron Atwell, new chief of staff
- Sarah Sailors, chief deputy director and senior advisor
- Rhonda Allen, new deputy director of field operations



DCS Agency Goals for 2023

(related to services)

- Interact with families at the right time, in the appropriate way, and provide the best service to fit their needs while ensuring racial equity, diversity and inclusion.
- Ensure services meet the needs of children and families, while maintaining the agency's fiscal responsibility.



Milliman Home and Community-Based Rate Review

- Project began in September 2022
- Lots of provider interaction including provider-led steering committee and thorough survey
- Report with recommended rates is available on-line (<https://www.milliman.com/en/services/dcs-rate-review>)
- Most services recommended for rate increases. DCS accepted the recommendations
- Rates updated effective 7/1/2023



Child Services Workforce Stabilization Fund

- \$30M of state funds (no federal dollars support this)
- Competitive application process to ensure dollars go where they are most needed
- Grant information can be found here:
<https://www.in.gov/dcs/current-requests-for-proposals/>
- Formal questions can be submitted until 8/4/2023
- Deadline to respond: 8/18/2023



CMHC Contract

- Numerous requests were made related to DCS training requirements. All were accepted.
- Contracts effective 7/1/2023 through 6/30/2027



Update on Family Pres-What is it?

Per-diem based reimbursement model
(\$113.47/day minimum)

Evidence-based interventions and
concrete supports to prevent removals

Focus on child safety with in-home services

Launched statewide June 1, 2020



Program was recommended for a rate decrease, but DCS declined that recommendation.



Provider prospective of INFPS:

Hamilton Center



Update on Family Pres' impact:



Indiana Family Preservation Services (INFPS) launched statewide 6/1/2020.



21,707 kids, 10,801 families served.*



10.05% repeat maltreatment rate (2,182 kids).



9.83% removal rate (2,134 kids).

**All statistics as of 7/26/23. Data tracked for 1 year post case closure.*



Two goals:

- *Keep families together*
- *Keep kids safe*

Big picture:



Kids in out-of-home care:

5/31/2020: 12,956

6/30/2023: 8,604 (Down 33.6%)



Absence of Repeat Maltreatment:

5/31/2020: 93.60%

6/30/2023: 95.20%



More data:



Kids in out-of-home care:

10/31/2017: 17,286

6/30/2023: 8,604 (Down 50.2%)



Absence of Repeat Maltreatment:

10/1/2017: 92.93% (federal goal is 94.6%)

6/30/2023: 95.20%*

**DCS went 121 months without hitting federal target (12/2011 – 2/2022). We've hit it every month since (17 months in a row).*

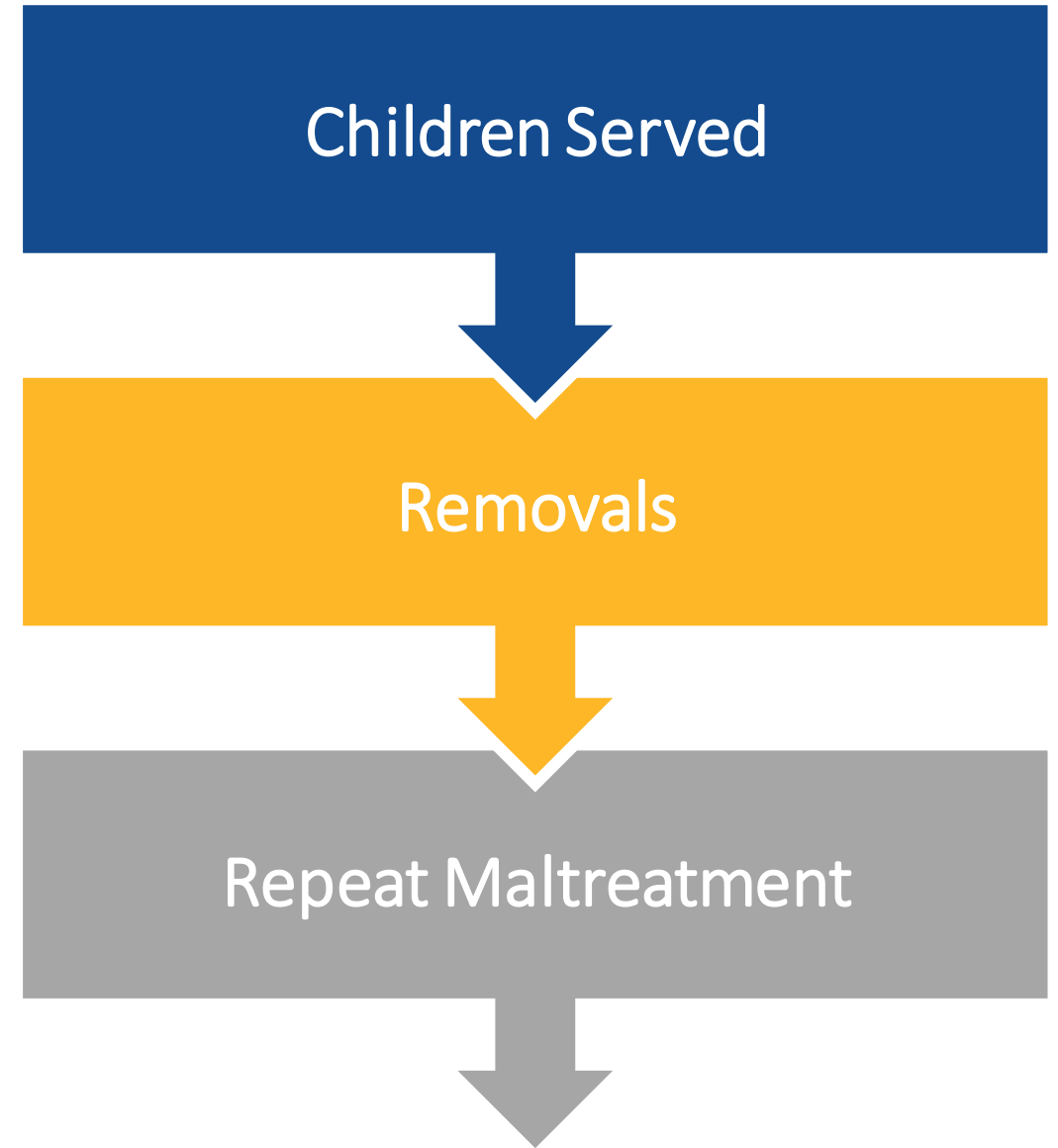


Reduce Disparities

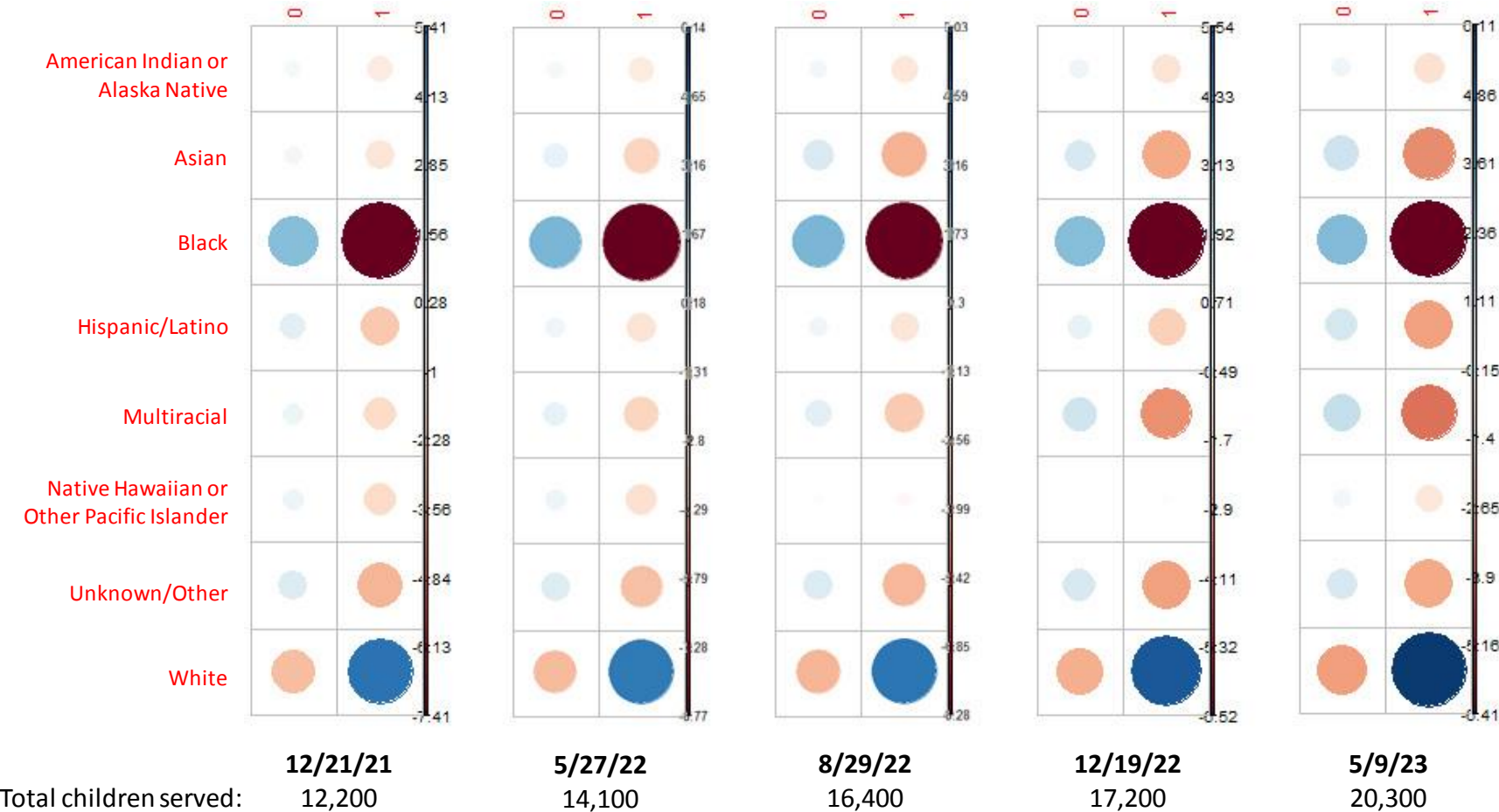
| | |
|------------------------|--------|
| White children served: | 14,158 |
| Black children served: | 3,280 |
| Multiracial children: | 1,933 |
| Hispanic/Latino: | 2,048 |

| | |
|-----------------------|----------------|
| White removals: | 1,514 (10.69%) |
| Hispanic removals: | 171 (8.35%) |
| Multiracial removals: | 176 (9.11%) |
| Black removals: | 269 (8.2%) |

| | |
|----------------------------------|----------------|
| White repeat maltreatment: | 1,565 (11.05%) |
| Hispanic repeat maltreatment: | 165 (8.06%) |
| Multiracial repeat maltreatment: | 167 (8.64%) |
| Black repeat maltreatment: | 280 (8.54%) |



DCS Goal: Reduce Disparities

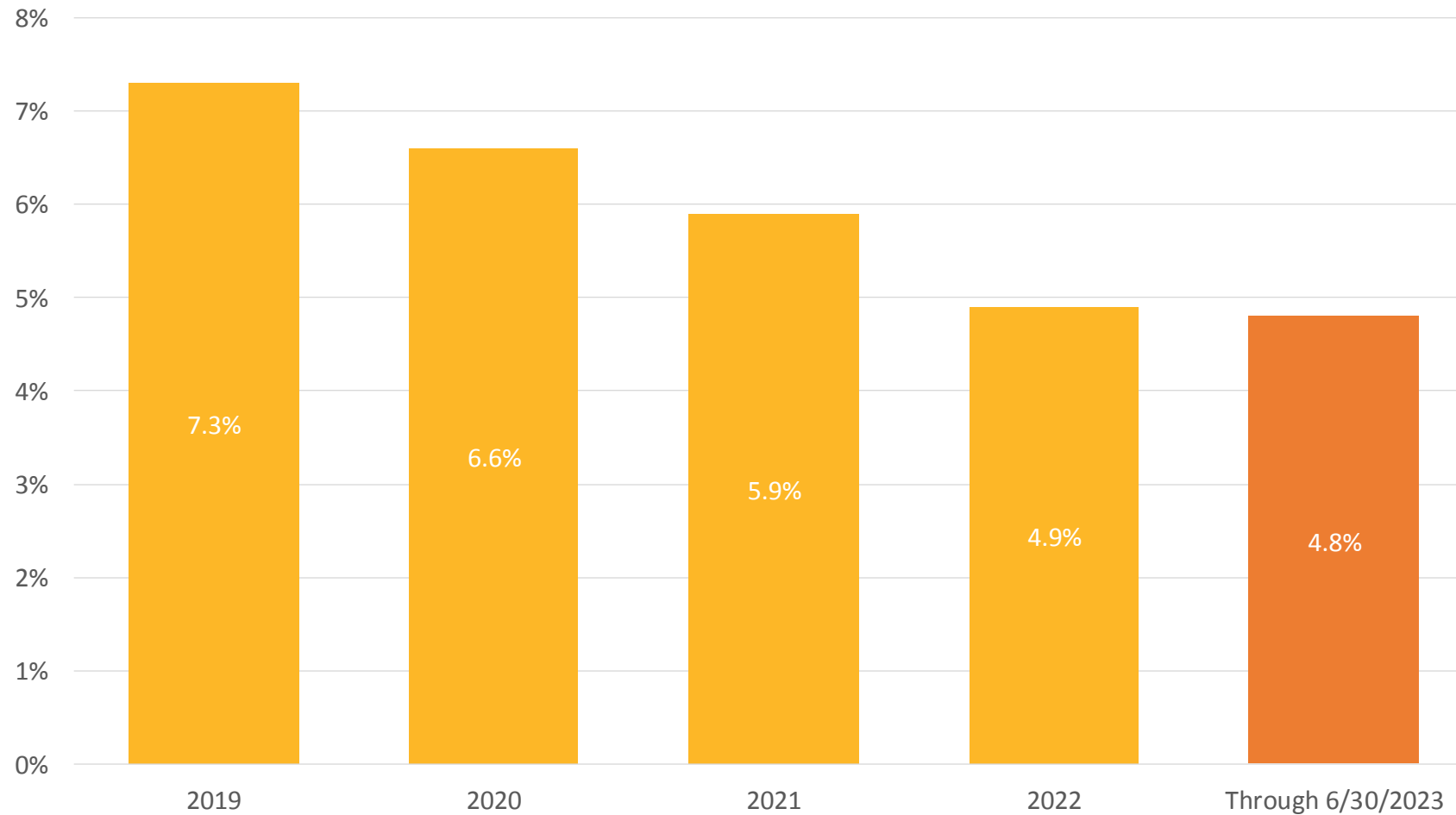


INFPS Removal Percentage for families by race (as of 07/26/2023):

Black: 6.4% **Multiracial: 9.28%** **Hispanic/Latino: 8.25%** **White: 9.93%**



Repeat Maltreatment



After INFPS

- **Speed of contact with families:**
54% of INFPS cases have their first face-to-face contact within 3 days of referral. Average is around 5 days.
- **Comparison group:**
Average was 19 days



After INFPS

- **Development of protective factors as a focus of service:**
www.childwelfare.gov/pubpdfs/protective_factors.pdf.
- **Assurance of child safety:**
Weekly, in-home face-to-face contacts.




After INFPS

- **Evidence-based interventions:**
Around 92% of cases have evidence-based interventions as well as much quicker access to service.
- **Provider-level data:**
Much more data we can use to drive improvements.
- *Formal evaluation published in [Journal of Child Abuse and Neglect](#)*



CMHC vs. Non-CMHC with INFPS



1

22 CMHCs have had cases.*

2

They have served 5,332 children (21,707 total children have been served statewide), so 24.6% of cases have been served by CMHCs.

3

13 CMHCs have served more than 100 kids, with the max being 1,139 kids served. (35 non-CMHC providers have served more than 100 kids, largest having served 4,406.)

4

CMHC Repeat Maltreatment = 9.84% (state avg. 10.05%)
CMHC Removal = 9.92% (state avg. 9.83%)

**All statistics as of 7/26/23.*



Reducing Residential Placements

- FFPSA puts much more oversight on states when youth are placed in congregate care (institutional) settings.
- Only youth who have specific treatment needs that can only be addressed in residential treatment, as confirmed by a qualified and objective individual using an evidence-based tool, should be in residential care.
- Only high-quality “QRTPs” are eligible for IV-E, and youth should not be in these programs longer than necessary.
- This has been an important goal of the Department as well.
 - April 2017: 1,024 (6.1%) kids in residential.
 - July 2023: 475 (5.5%) kids in residential.



IMD and QRTP

- DCS has worked closely with FSSA and OMPP on the intersection of IMD and QRTP brought on by the passage of FFPSA.
- The state is committed to continuity of care for children and continuity of operations for our providers.
- Facility evaluations by OMPP are still in process.





Questions?

David Reed

david.reed@dcs.in.gov

